

Muffen Bossheads

Für die Bochem-Muffen werden folgende Schraubentypen verwendet:

- **Typ 1:** Lappenschraube M8/M10
- **Typ 2:** Herzaugenschraube M6/M8
- **Typ 3:** Inbusschraube M6/M8
- **Typ 4:** Sicherheitsschraube Typ „Herz“ M8
- **Typ 5:** Sicherheitsschraube Typ „Lappen“ M10

Bei den folgenden Standardartikeln werden in der Tabelle die jeweils verwendeten Typen angegeben.
Bei Sonderanfertigungen bzw. Bestellungen größerer Mengen kann der Schraubentyp gewählt werden.

For Bochem-bossheads the following different screw types are used:

- **Type 1:** Thumb screw M8/M10
- **Type 2:** Heart screw M6/M8
- **Type 3:** Socket screw M6/M8
- **Type 4:** Safety screw type „heart“ M8
- **Type 5:** Safety screw type „thumb“ M10

With the following standard articles we indicate in the product info table the used screw type.
For customer designed products and high quantity orders the screw type can be chosen.



Typ 1



Typ 3



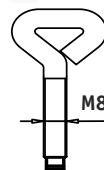
Typ 5

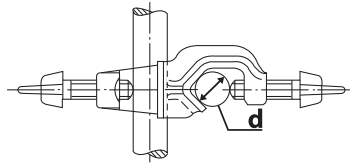


Typ 2



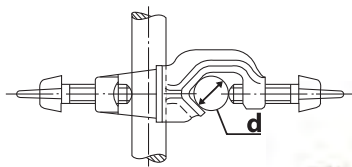
Typ 4





Doppelmuffe, 18/10-Stahl, DIN 12895
Bosshhead, 18/10 stainless steel, DIN 12895

Material	d	M	Typ	Winkel ↖	Artikel Nr.
18/10-Stahl	16,5	6	2	90	5300
18/10-Stahl	16,5	6	3	90	5310
18/10-Stahl	16,5	8	4	90	5305



Doppelmuffe, T-Guss, DIN 12895

Verchromt

Bosshhead, malleable cast iron, DIN 12895

Chromium plated

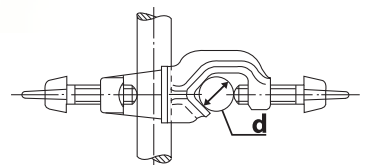
Material	d	M	Typ	Winkel ↖	Artikel Nr.
T-Guss verchromt	16,5	8	1	90	5360
T-Guss verchromt	16,5	8	4	90	5365
T-Guss verchromt	20,0	8	1	90	5359
T-Guss verchromt	36,0	10	1	90	5369

5332



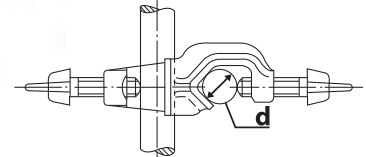
Doppelmuffe, Aluminium, DIN 12895
Bosshhead, aluminium, DIN 12895

Material	d	M	Typ	Winkel ↖	Artikel Nr.
Alu	16,5	8	1	90	5332
Alu	16,5	8	3	90	5342
Alu	16,5	8	4	90	5337





5330

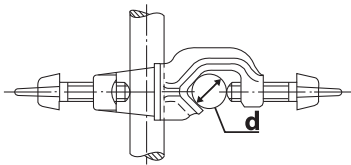


Doppelmuffe, Aluminium, DIN 12895
Boshead, aluminium, DIN 12895

Material	d	M	Typ	Winkel ↕	Artikel Nr.
Alu	16,5	8	1	90	5330

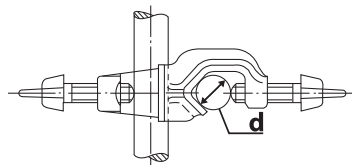


5301



Kreuzdoppelmuffe, 18/10-Stahl, DIN 12895
Boshead, 18/10 stainless steel, DIN 12895

Material	d	M	Typ	Winkel ↕	Artikel Nr.
18/10-Stahl	16,5	6	2	90 + 180	5301
18/10-Stahl	16,5	6	3	90 + 180	5311
18/10-Stahl	16,5	8	4	90 + 180	5306

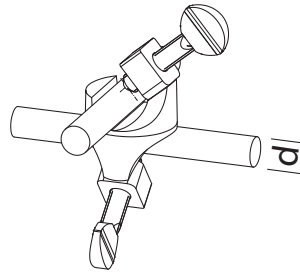


Kreuzdoppelmuffe, T-Guss, DIN 12895
 T-Guss verchromt
Boshead, malleable cast iron, DIN 12895
 Malleable cast iron, chromium plated

Material	d	M	Typ	Winkel ↕	Artikel Nr.
T-Guss verchromt	16,5	8	1	90 + 180	5361
T-Guss verchromt	16,5	8	4	90 + 180	5366



5361



Kreuzdoppelmuffe, Aluminium, DIN 12895
Bosshhead, aluminium, DIN 12895

Material	d	M	Typ	Winkel ↯	Artikel Nr.
Alu	16,5	8	1	90	5333

5353

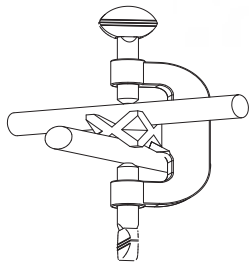


Kreuzdoppelmuffe

- 18/10-Stahl
- Aluminium

Bosshhead

- 18/10 stainless steel
- Aluminium



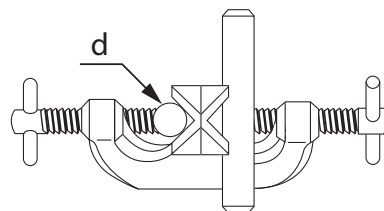
Material	d	M	Typ	Winkel ↯	Artikel Nr.
18/10-Stahl	16,5	8	2	180 + 90	5353
18/10-Stahl	16,5	8	4	180 + 90	5354
Alu	16,5	8	1	180 + 90	5350
Alu	16,5	8	4	180 + 90	5356
Alu	27	10	1	180 + 90	5352
Alu	27	10	5	180 + 90	5357

Kreuzdoppelmuffe

- 18/10-Stahl
- Laboral

Bosshhead

- 18/10 stainless steel
- Laboral



B08540167

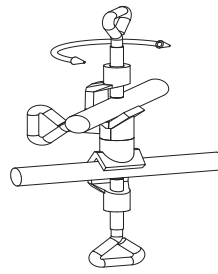
Material	d	M	Winkel ↯	Artikel Nr.
18/10-Stahl	2-16	6	90 + 180	B08540167
Laboral	2-16	8	90 + 180	B08254168
18/10-Stahl	8-27	10	90 + 180	B08540271
Laboral	8-27	10	90 + 180	B08295273

Muffe drehbar

- 18/10-Stahl
- T-Guss verchromt

Bosshhead swivel type

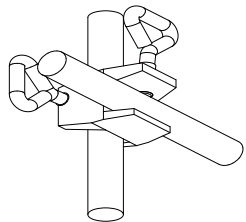
- 18/10 stainless steel
- Malleable cast iron, chromium plated



5302/5362



Material	d	M	Typ	Winkel ↺	Artikel Nr.
18/10-Stahl	16,5	6	2	0-360	5302
T-Guss verchromt	16,5	8	1	0-360	5362



5303

Gittermuffe

- 18/10-Stahl
- T-Guss verchromt

Bosshhead for frames

- 18/10 stainless steel
- Malleable cast iron, chromium plated

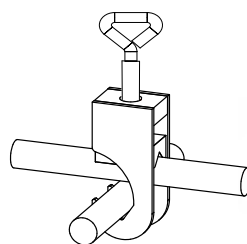
Material	d	M	Typ	Winkel ↺	Artikel Nr.
18/10-Stahl	13,5	6	2	90	5303
18/10-Stahl	13,5	6	3	90	5313
T-Guss verchromt	13	6	2	90	5363
T-Guss verchromt	13	6	3	90	5373

Hakenmuffe

- 18/10 Stahl
- Stahl vernickelt

Hook-bosshhead

- 18/10 stainless steel
- Steel nickel plated

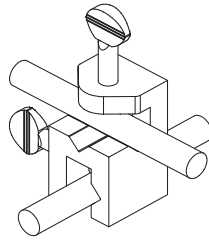


5304/5364

Material	d	M	Typ	Winkel ↺	Artikel Nr.
18/10-Stahl	13	8	2	90	5304
Stahl vernickelt	13	8	2	90	5364



5334

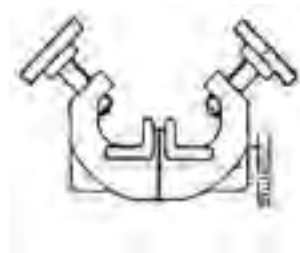


Universalmuffe, Aluminium
Universal bosshead, aluminium

Material	d	M	Typ	Winkel ↺	Artikel Nr.
Alu	13	8	1	180 + 90	5334



5651



Muffe drehbar GIROFIX, Aluminium
Bosshead swivel type GIROFIX, aluminium

Material	d	M	Winkel ↺	Artikel Nr.
Alu verchromt	15	8	0 + 360	5651

Doppelmuffe JUMBO, Aluminium
Bosshead JUMBO, aluminium

Material	d	M	Winkel ↺	Artikel Nr.
Alu verchromt	20 + 30	10	190	5650



5650

Dreiwinkel-Muffe, Duraluminium

Aufgrund ihrer Beanspruchbarkeit geeignet für dreidimensionale und Konstruktionen auf mehreren Ebenen.

Three angle bosshead, duraluminium

Due to its strength, suitable for multilevel and three dimension constructions.

Material	d	M	Winkel ↖	Artikel Nr.
Duraluminium	9-13	4	90 + 180 + 270	5655
Duraluminium	19-23	4	90 + 180 + 270	5656



5655



5670

Doppelmuffe TECHNO

Aluminium. Ideal zum Befestigen von Überkopf-Rührern.

Bosshead TECHNO

Aluminium. Ideal for supporting overhead stirrer.

Material	d	M	Winkel ↖	Artikel Nr.
Alu	5-22	8	90	5670

Typ 1



B08599125

- a) Mit Innensechskant-Schrauben.
a) With hexagon socket screws.

Typ 2



B08600165


- b) Kombinationsmöglichkeit für Winkeleinstellung von 0-360°:
Verbindungsstab (08 599 126) (d=12 mm) +
2 x 08 599 125 **ODER** 2 x 08 600 121
- b) Combination possibility for adjustment of the angle
from 0-360°:
Connection bar (08 599 126) (d=12 mm) +
2 x 08 599 125 **OR** 2 x 08 600 121

Doppelmuffe viereckig

- a) Mit Innensechskant-Schrauben.
b) Kombinationsmöglichkeit für Winkeleinstellung von 0-360°:
Verbindungsstab (08 599 126) (d=12 mm) +
2 x 08 599 125 **ODER** 2 x 08 600 121

Bosshead squared

- a) With hexagon socket screws.
b) Combination possibility for adjustment of the angle
from 0-360°:
Connection bar (08 599 126) (d=12 mm) +
2 x 08 599 125 **OR** 2 x 08 600 121



2x

+

B08599126

=

B08405902

Material	d	Winkel ↖	Typ	Artikel Nr.
18/10-Stahl	12-13 x 12-13	90	1	B08599125
Laboral	12-13 x 12-13	90	1	B08600121
Laboral	16 x 16	90	2	B08600165
Laboral	12-13 x 16	90	2	B08600154
Schlüssel/key				B08405902
Stab/bar				B08599126